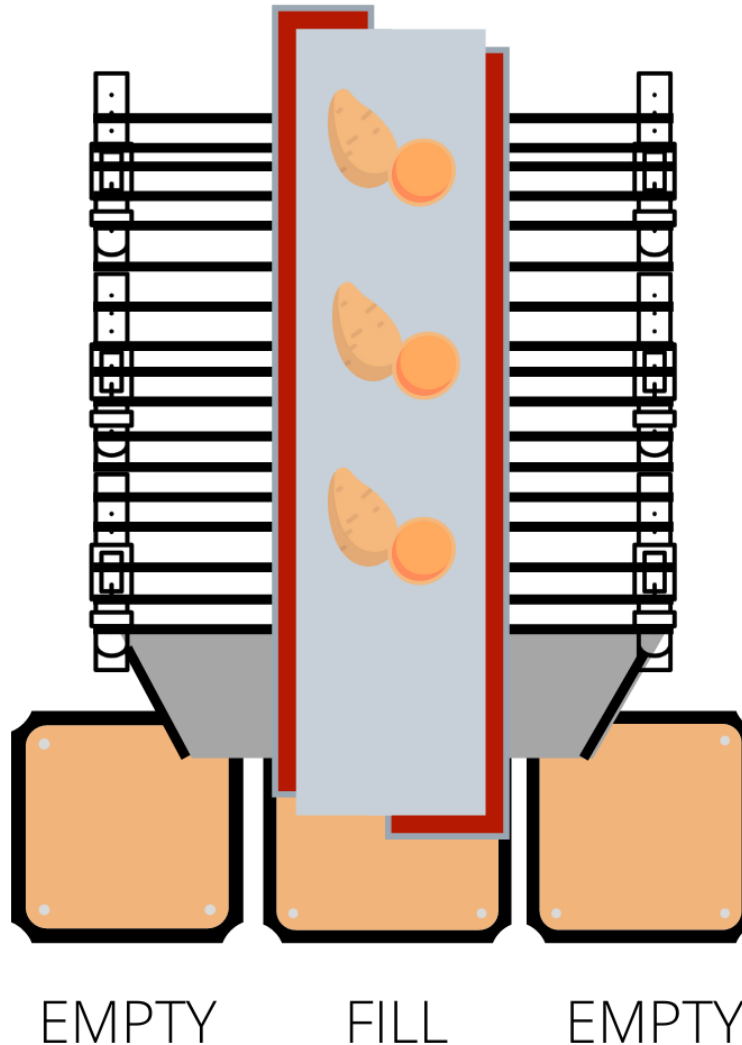




GREEN 1450-3M SETUP GUIDE

A SETUP

UPPER BELT SELECTION



WHEN TO USE IT

VERY HARD SOIL CONDITIONS, REALLY TENDER PRODUCT.

DIRT

SORTING BELT WITHOUT CHANNEL NOR CHUTES, EQUIP CENTRAL CONVEYORS.

EVERYTHING THAT IS LEFT ON THE BELT GETS UNLOADED.

HARVEST

PUT THE PRODUCT ON THE UPPER PVC BELT. USE THE OPTIMISED TILTING FORKS TO REDUCE THE FALL. USE THE LATERAL FORKS TO HOLD TWO EMPTY BOXES. CONNECT THE LATERAL FORKS WITH THE PROVIDED STEEL BAR.

B SETUP

SIDE SELECTION
FOR SIDE UNLOADING



WHEN TO USE IT

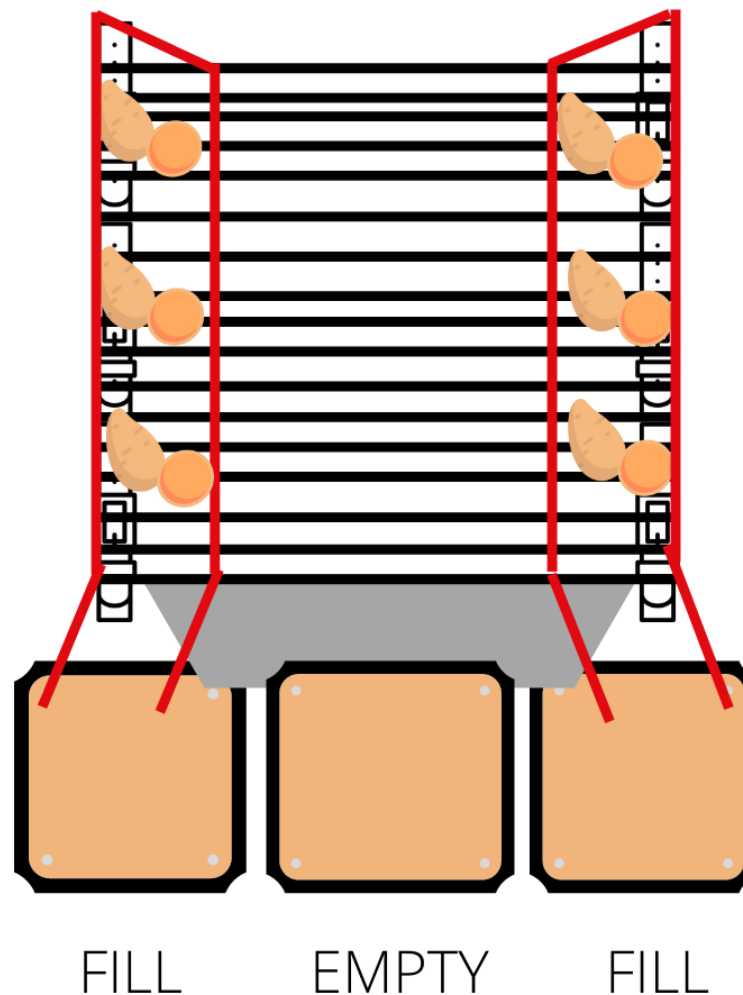
HARD SOIL CONDITIONS,
TENDER PRODUCT.

DIRT

REMOVE THE UPPER BELT.
EVERYTHING THAT IS LEFT
ON THE CENTER GETS
UNLOADED TO THE
GROUND. EQUIP REAR
CHUTES (DIRECTED
OUTWARDS).

HARVEST

PUT THE PRODUCT
FROM THE CENTER TO
THE SIDES. USE THE
CENTRAL FORKS TO
CARRY AND ADDITIONAL
EMPTY BOX. FILL TWO
BOXES AT THE SAME
TIME.



C SETUP

SIDE SELECTION
FOR CENTRAL UNLOADING



WHEN TO USE IT

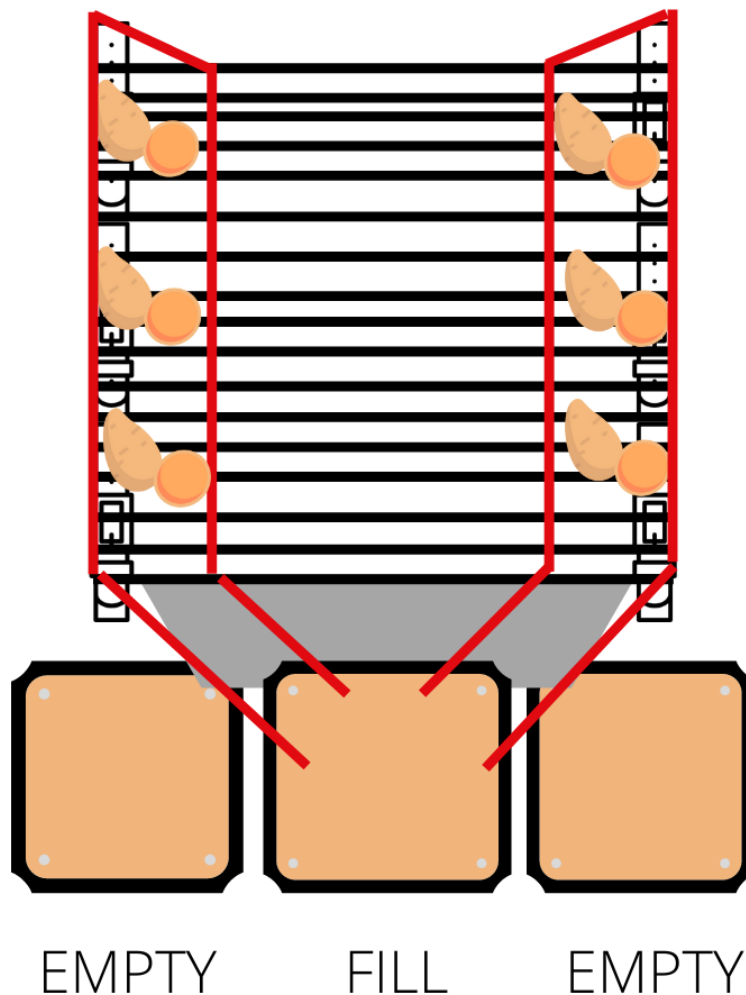
HARD SOIL CONDITIONS,
TENDER PRODUCT.

DIRT

REMOVE THE UPPER BELT.
REMOVE THE TILTING
CENTRAL FORKS AND EQUIP
THE STANDARD FORKS
(CLOSER TO THE BELT).
EVERYTHING THAT IS LEFT
ON THE CENTER GETS
UNLOADED TO THE GROUND.
EQUIP REAR CHUTES
(DIRECTED INWARDS).

HARVEST

PUT THE PRODUCT ON
THE SIDE CHANNELS. USE
THE LATERAL FORKS TO
CARRY TWO ADDITIONAL
EMPTY BOXES. FILL ONE
BOX WITH TWO STREAMS
OF POTATOES.

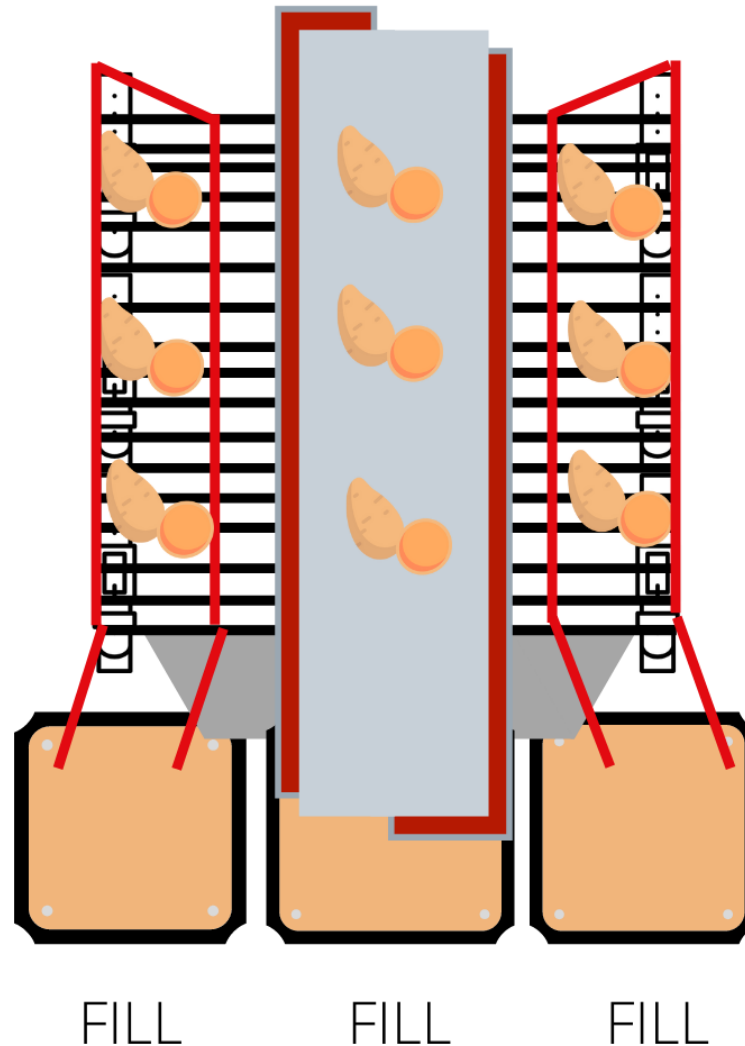


D SETUP

TRIPLE SELECTION



WHEN TO USE IT
HARD SOIL CONDITIONS,
TENDER PRODUCT.



DIRT

EQUIP UPPER PVC BELT AND
TILTING CENTRAL FORKS.
EVERYTHING THAT IS LEFT
ON THE CENTER GETS
UNLOADED. EQUIP REAR
CHUTES (DIRECTED
OUTWARDS).

HARVEST

PUT PRODUCT NO. 1 ON
THE SIDE CHANNELS.
FILL TWO BOXES ON THE
SIDE OF PRODUCT NO. 1.
PUT PRODUCT NO. 2 ON
THE UPPER PVC BELT.
FILL THE CENTRAL BOX
WITH PRODUCT NO. 2.

E SETUP

DIRECT UNLOADING



WHEN TO USE IT

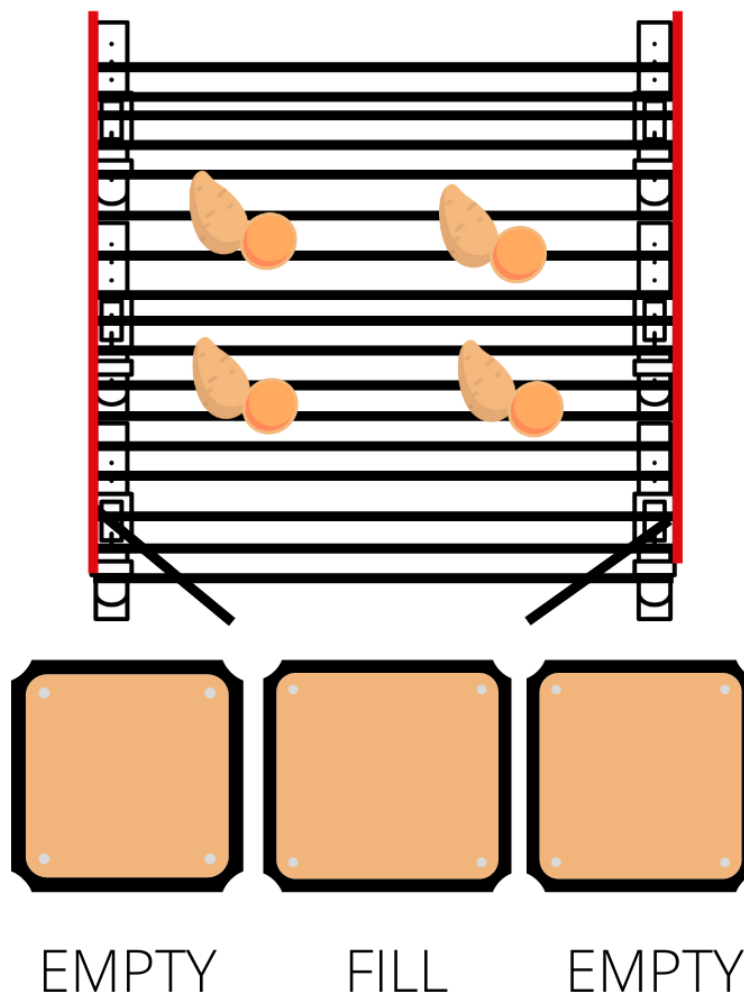
COMPLETELY SANDY
SOIL CONDITIONS,
TENDER PRODUCT.

DIRT

REMOVE THE UPPER PVC
BELT AND TILTING CENTRAL
FORKS. EQUIP THE
STANDARD CENTRAL FORKS
(CLOSER TO THE BELT), REAR
CONVEYORS AND THE RED
STEEL CENTRAL CHUTE.
EVERYTHING THAT IS LEFT
ON THE CENTER GETS
UNLOADED IN THE BOX.

HARVEST

FILL THE CENTRAL BOX
DIRECTLY



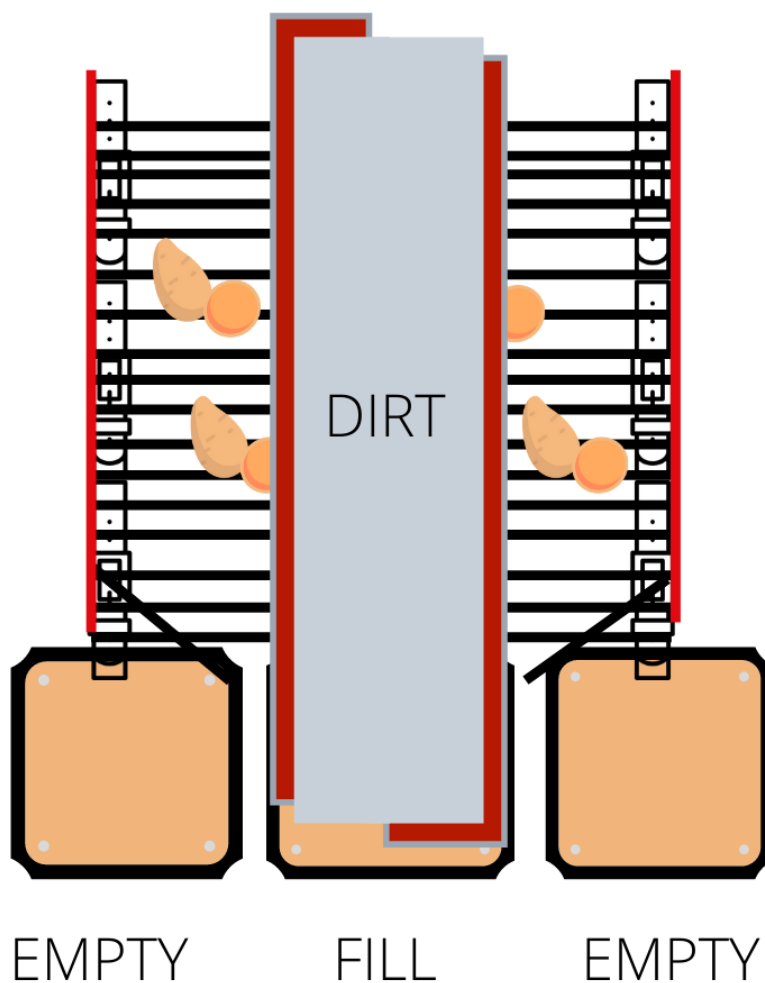
F SETUP

DIRECT UNLOADING
AND
IMPURITIES REMOVAL



WHEN TO USE IT

ALMOST SANDY SOIL
CONDITIONS, TENDER
PRODUCT.



DIRT

EQUIP THE UPPER PVC BELT.
REMOVE TILTING CENTRAL
FORKS. EQUIP THE
STANDARD CENTRAL FORKS
(CLOSER TO THE BELT) AND
THE RED CENTRAL CHUTE.
EQUIP REAR CONVEYORS.
PUT THE DIRT ON THE
UPPER BELT

HARVEST

FILL THE CENTRAL BOX
DIRECTLY. EVERYTHING
THAT IS LEFT ON THE
CENTER GETS
UNLOADED IN THE BOX.